

# ETS-1010APC-CAN



## FEATURES

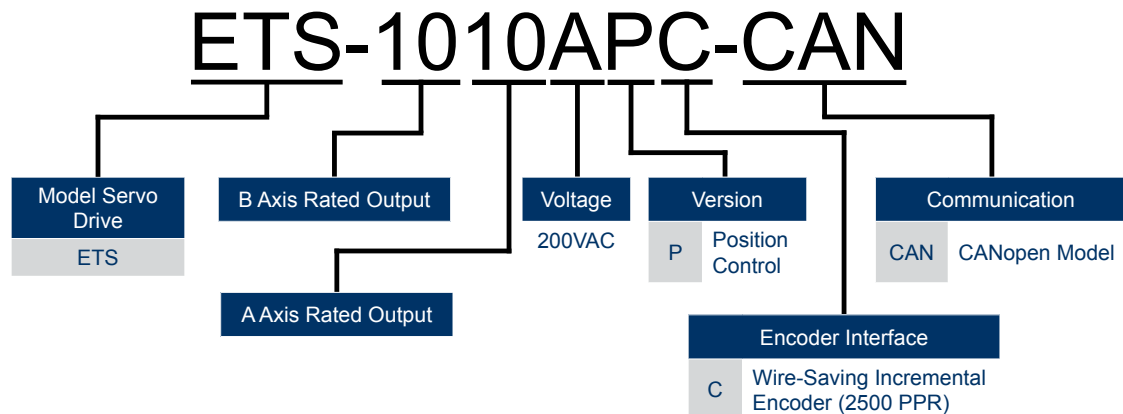
- Supports up to 2 Servo Motors, Multi-Axis Control
- Equips 50W - 1.0kW Servo Motors on each of the 2 Axis'
- 3 Times Overload Capacity
- Closed-Loop Structure
- CANopen Communication Protocol
- Can be Connected to 32 Servo Drives for Network Control



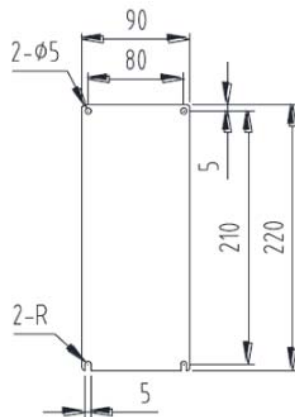
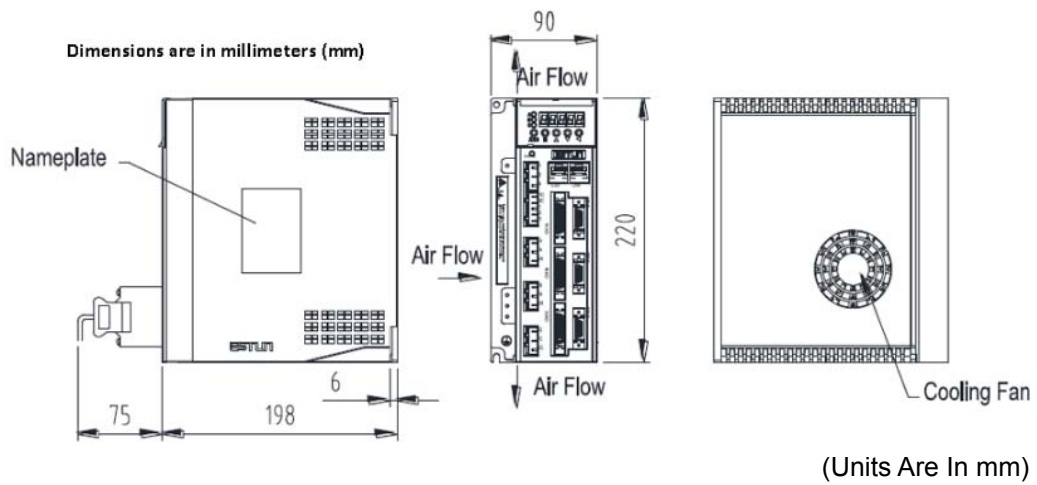
## DESCRIPTION

The ETS-1010APC-CAN Two Axis Servo Drive is a highly cost-effective Multi-Axis Drive that achieves better performance than several sets of Single Axis Servo Drive units. By using industrial grade intelligent power modules and the most updated high speed DSP, the ETS Two Axis Servo Drive will assure 3 times Overload Capacity and the control requirements of high speed and high precision. This Servo Drive uses current and acceleration feedforward control, instruction smoothing and inertia identification technique, the ETS Two Axis Servo Drive assures high precision complex algorithm. Also, it monitors real time overload inertia to adjust gain anytime for better control. You can select between one or two axes for the ETS Two Axis Servo Drive and equip each axis with anywhere between 50W and 1.0kW per Servo Motor. The 16-Node Single Axis positioning function is built inside the ETS Two Axis Servo Drive, and a touch screen can be connected directly to the RS232 / RS485 interface on the Servo Drives. Therefore, your costs go down since an intermediate PLC unit is eliminated. Also, users can develop their own application programs to meet different demands on different occasions.

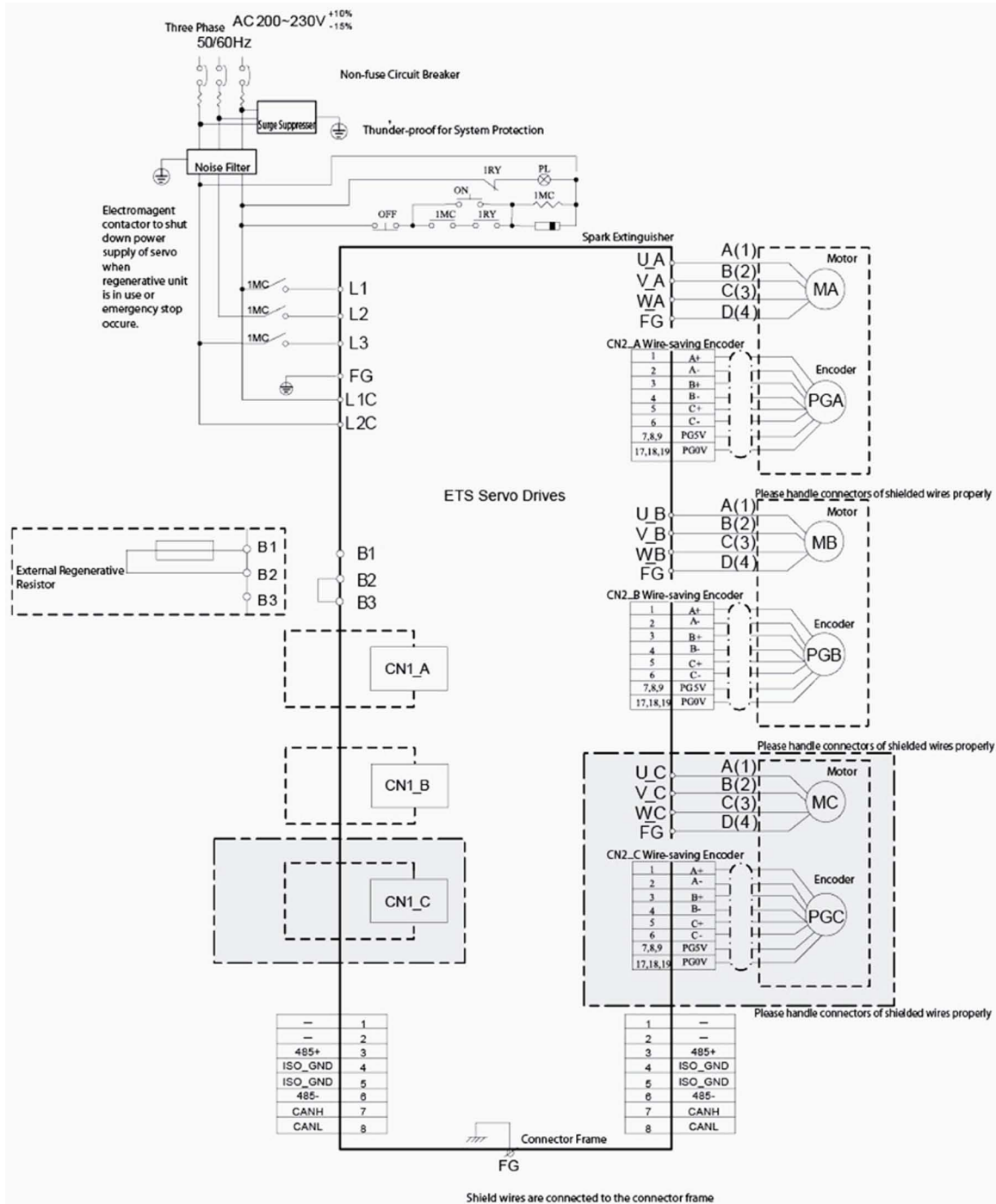
## ORDERING INFORMATION



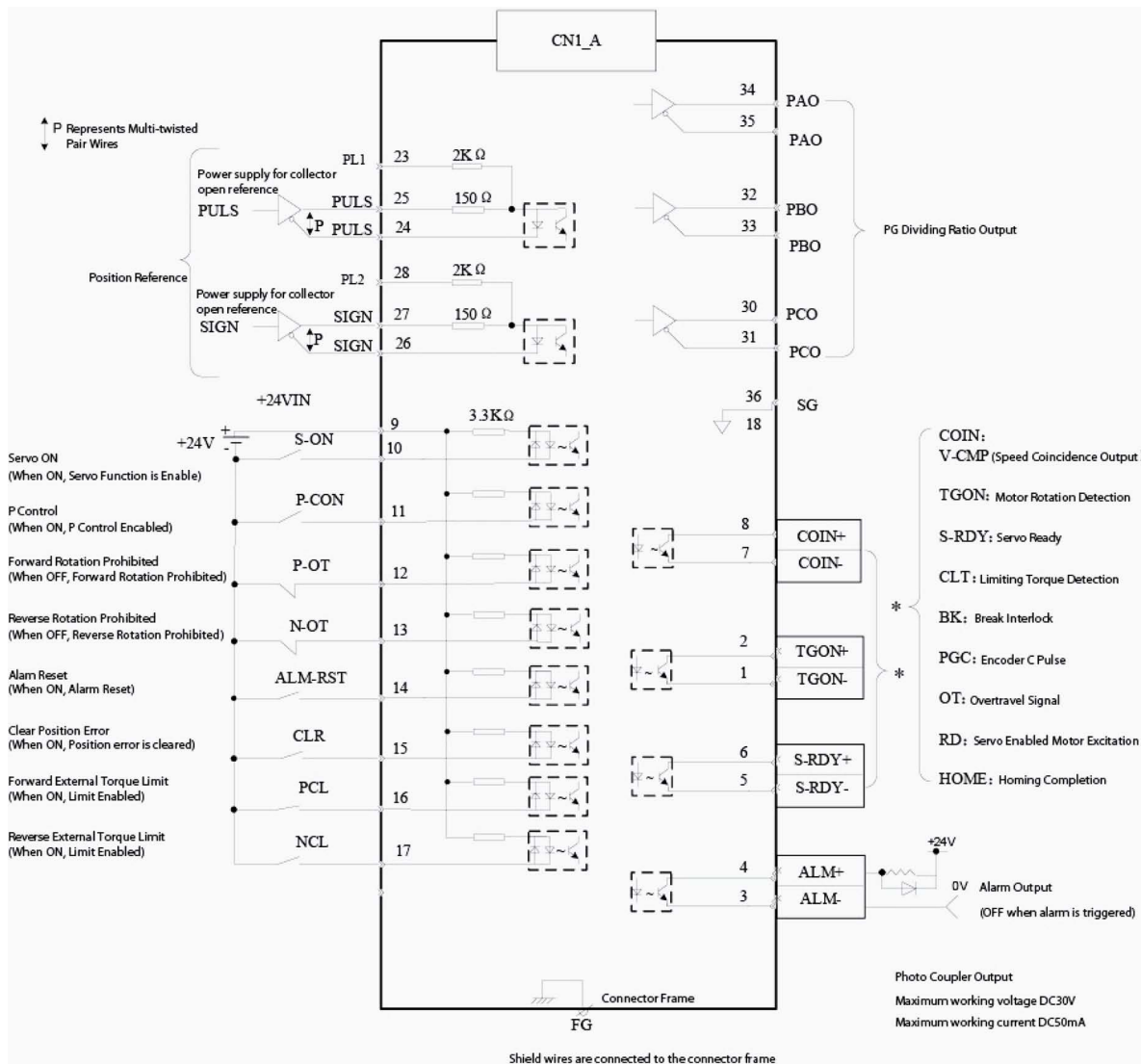
L011471



L011471



L011471



## Compatible Motors and Cables

Compatible Motor	Power Cable	Encoder Cable	Communication Cable
EMJ-02APA□□	PDM-JB18-05	BMP-JB24-05	PSC-CC24-05
EMJ-04APB□□			
EMJ-08APB□□			
EMJ-10APB□□			
EMG-10APA□□	PDM-GA16-05	BMP-GA24-05	
EML-10APA□□			

L011471